



Group B | Round 1

Alexandria Stadium, 22/06/2019



1

0



Nigeria

REFEREE B. CAMILLE (SEY)
ASSISTANT REFEREE B. O'MICHAEL (ERI)
ASSISTANT REFEREE M. IBRAHIM (SDN)
FOURTH OFFICIAL A. HEERALALL (MRI)

Burundi

76' O. IGHALO

Man of the Match: Wilfred NDIDI





Group B | Round 1

Nigeria - Burundi

GAME REPORT

Nigeria				Burundi					
Cards	Subs	Goals	Min	Players		Min	Goals	Subs	Cards
			95'	D. AKPEYI - 16	1 - J. NAHIMANA	95'			
			95'	T. AINA - 2	14 - O. NGANDO	95'			
			95'	W. EKONG - 5	15 - O. MOUSSA	95'			
	42' →		41'	A. SHEHU - 12	19 - N. FRÉDÉRIC	95'			
			95'	K. OMERUO - 22	5 - G. BIGIRIMANA	95'			
			95'	W. NDIDI - 4	8 - G. DUHAYINDAVYI	95'			
			95'	P. ETEBO - 8	10 - S. NAHIMANA	77'	→	76'	63'
	58' →		59'	J. OBI MIKEL - 10	20 - F. MUSTAFA	60'	→	59'	
			95'	S. CHUKWUEZE - 13	7 - A. FISTON	95'			
	73' →		74'	E. ONUACHU - 14	17 - A. CEDRIC	95'			
			95'	A. IWObI - 18	18 - S. BERAHINO	93'	→	92'	
	42' ←		53'	C. AWAZIEM - 20	22 - C. NDUWARUGIRA	17'	←	76'	
	58' ←		35'	A. MUSA - 7	3 - E. KAMSOBA	34'	←	59'	
	73' ←	1	20'	O. IGHALO - 9	21 - A. MOHAMED	1'	←	92'	




TACTICAL LINEUPS

Nigeria		Burundi	
Daniel AKPEYI - 16	①	1 - Jonathan NAHIMANA	①
Abdullahi SHEHU - 12	②	15 - Omar MOUSSA	②
William EKONG - 5	③	14 - Omar NGANDO	③
Kenneth OMERUO - 22	④	19 - Nsabiyumva FRÉDÉRIC	④
Temitayo AINA - 2	⑤	8 - Gaël DUHAYINDAVYI	⑤
Wilfred NDIDI - 4	⑥	5 - Gael BIGIRIMANA	⑥
Peter ETEBO - 8	⑦	20 - Francis MUSTAFA	⑦
Samuel CHUKWUEZE - 13	⑧	10 - Shassiri NAHIMANA	⑧
John OBI MIKEL - 10	⑨	17 - Amissi CEDRIC	⑨
Alex IWOBI - 18	⑩	7 - Abdoul FISTON	⑩
Ebere ONUACHU - 14	⑪	18 - Saïdo BERAHINO	⑪

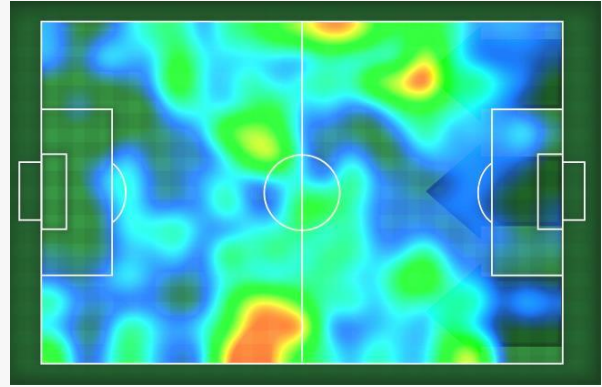


BALL POSSESSION HEAT MAP

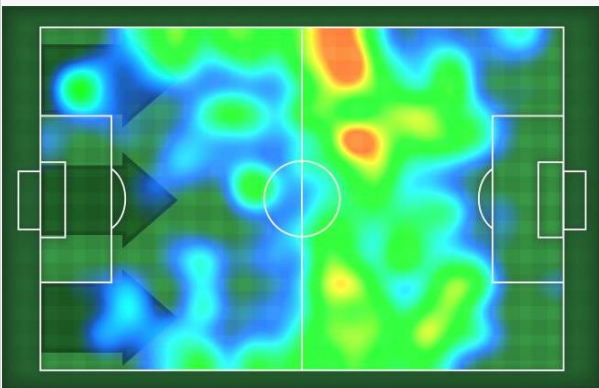
 Nigeria

Burundi 

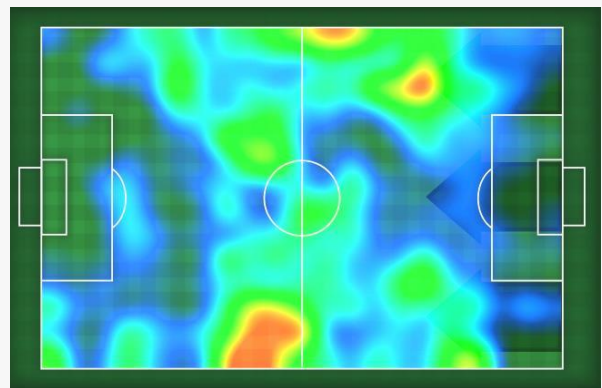
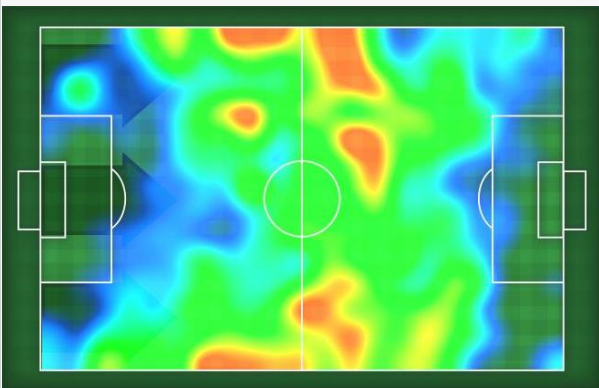
TOTAL



1st HALF




2nd HALF

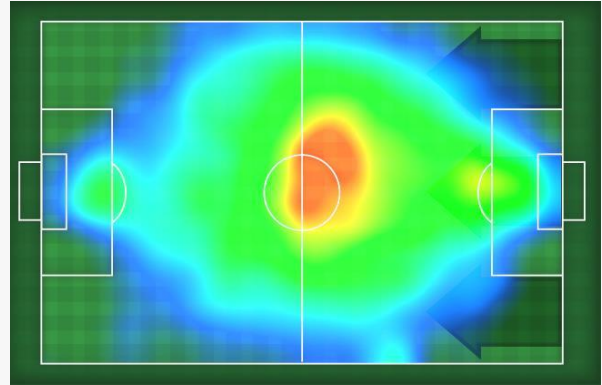
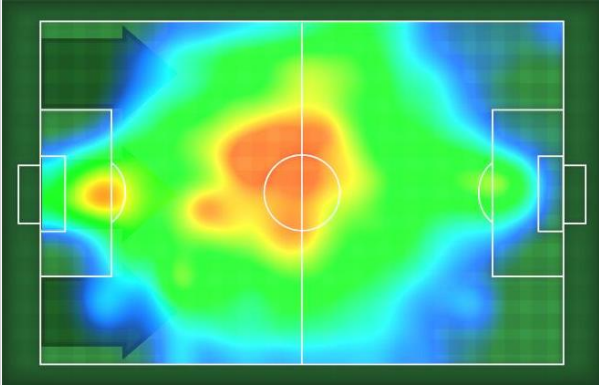


TERRITORIAL POSITION TEAM HEAT MAP

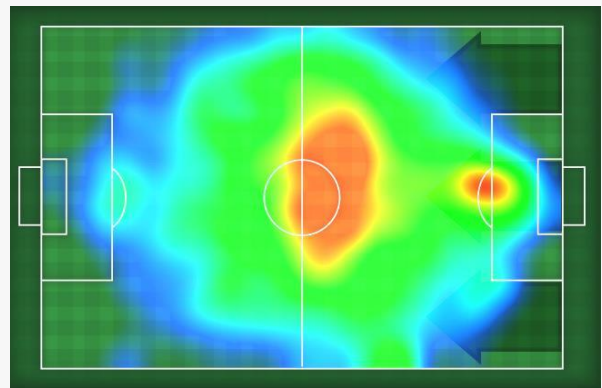
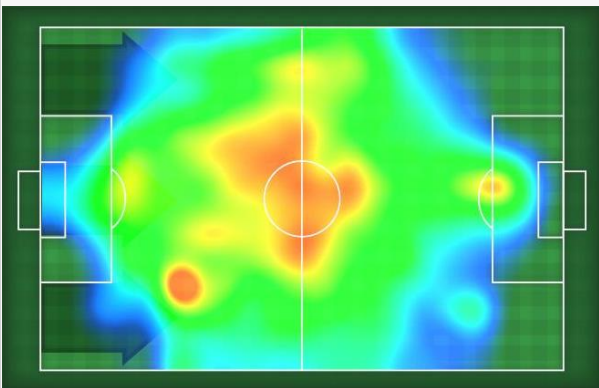
 Nigeria

Burundi 

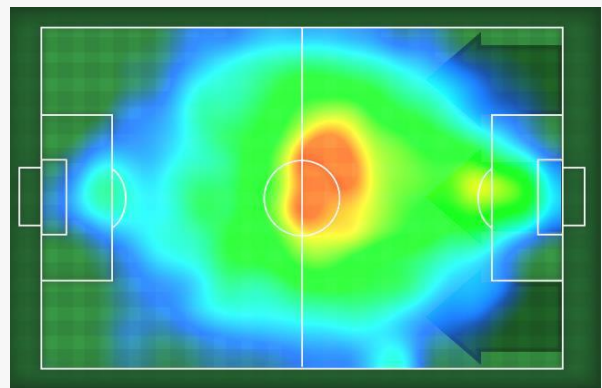
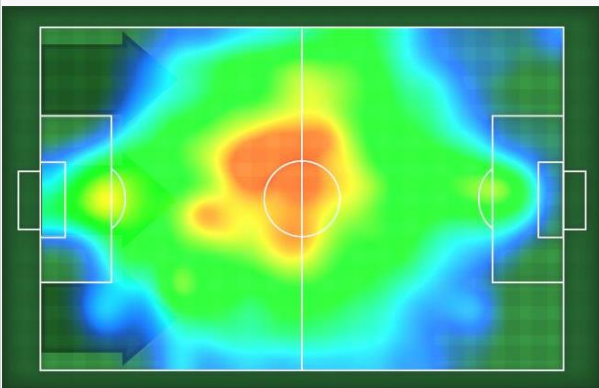
TOTAL



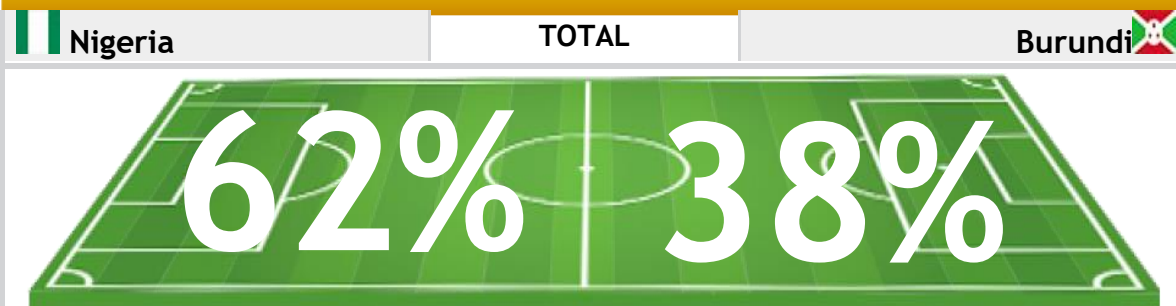
1st HALF









2nd HALF



BALL POSSESSION MAP



1	1 - 15min	
62%		38%
16 - 30min		
69%		31%
31 - 45min		
52%		48%
2	1 - 15min	
58%		42%
16 - 30min		
71%		29%
31 - 45min		
52%		48%

TEAM POSSESSION DISTANCE DISTRIBUTION

Nigeria			Burundi			
1st Half	2nd Half	Total	Phases	1st Half	2nd Half	Total
16km 30%	32km 30%	33km 31%	Defense (Opponent ball possession)	26km 46%	45km 41%	46km 41%
23km 43%	40km 39%	41km 38%	Attack (Team ball possession)	16km 28%	31km 29%	33km 29%
15km 28%	32km 31%	34km 31%	Neutral	15km 26%	32km 30%	34km 30%

* Values rounded to KM



Group B | Round 1

Nigeria - Burundi

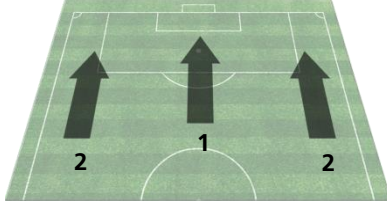
MATCH STATISTIC

 Nigeria		Burundi 
STATS		
62%	Ball Possession	38%
107,667 km	Distance	111,948 km
418	Passes	236
320	Passes Completed	149
76%	Passing Accuracy (%)	63%
14	Shots	15
3	Shots on target	5
4	Goal Chances	3
1	Goals	0
4	Corners	6
1	Offsides	1
ATTACKS		
36	Total	25
21	Left	8
5	Center	8
10	Right	9
CROSSES		
13	Total	7
12	Left	5
1	Right	2
DISCIPLINE		
19	Fouls Committed	22
21	Fouls Suffered	17
0	Yellow Cards	1
0	Red Cards	0

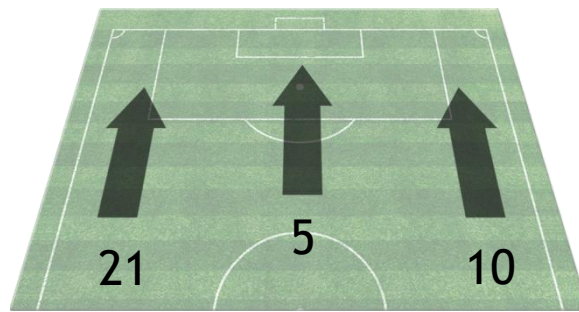


ATTACKS

Nigeria

1-15'	16-30'	31-45'
		
46-60'	61-75'	76-90'
		

Total

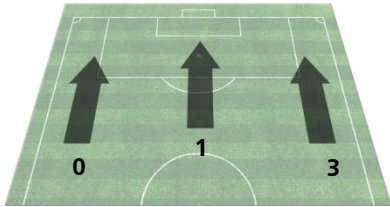


ATTACKS

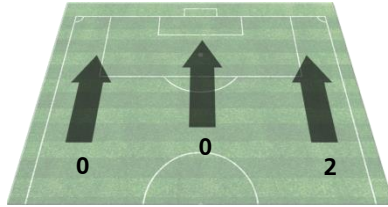


Burundi

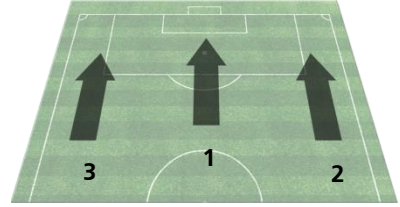
1-15'



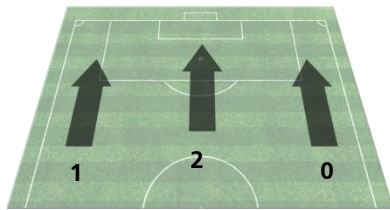
16-30'



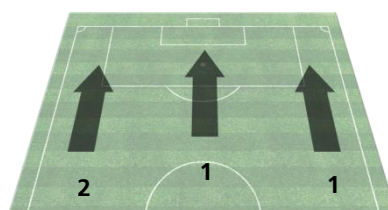
31-45'



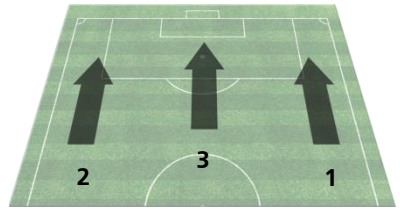
46-60'



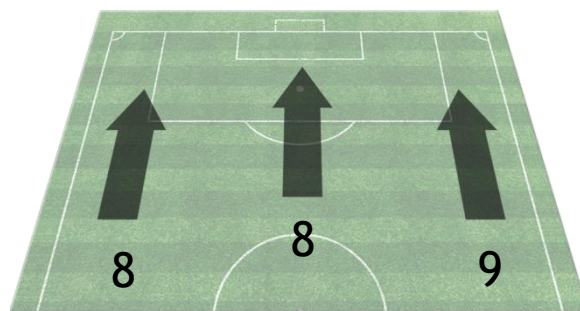
61-75'



76-90'



Total



CROSSES (IN PLAY)

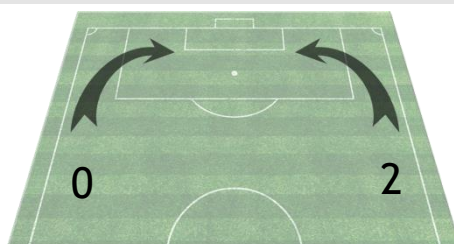
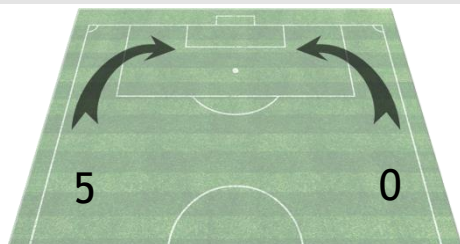


Nigeria



Burundi

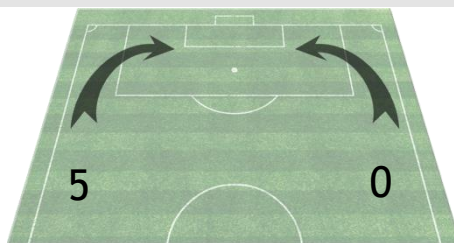
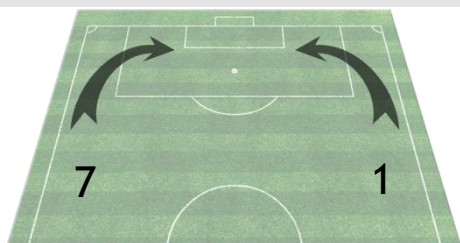
1st HALF



CROSSES

2	Complete	0
3	Incomplete	2

2nd HALF



CROSSES

1	Complete	1
7	Incomplete	4

CROSSES (TOP PLAYERS)

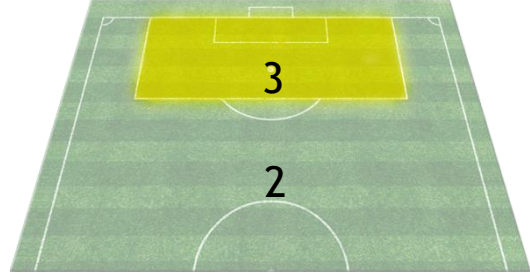
Nigeria				Burundi			
Player	1st Half	2nd Half	Total	Player	1st Half	2nd Half	Total
18 - A. IWOBI	3	2	5	20 - F. MUSTAFA	2	0	2
2 - T. AINA	2	2	4	8 - G. DUHAYINDAVYI	0	2	2
7 - A. MUSA	0	3	3	7 - A. FISTON	0	1	1
4 - W. NDIDI	0	1	1	3 - E. KAMSOBA	0	1	1
				5 - G. BIGIRIMANA	0	1	1

SHOTS MAP

Nigeria

Burundi

1st HALF



SHOTS

0	Goals	0
2	Save GK	2
0	Woodwork	1
3	Off Target	1
3	Blocked	1

2nd Half



SHOTS

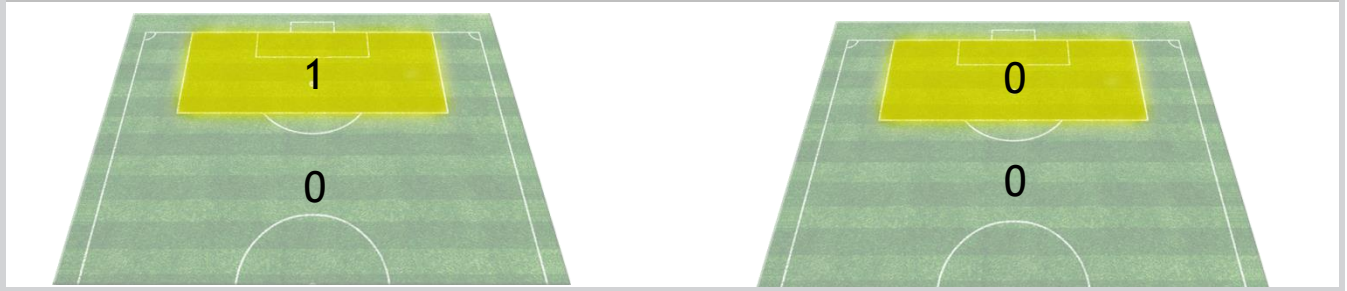
1	Goals	0
0	Save GK	3
0	Woodwork	0
3	Off Target	4
2	Blocked	3

SHOTS (TOP PLAYERS)

Nigeria				Burundi			
Player	1st Half	2nd Half	Total	Player	1st Half	2nd Half	Total
14 - E. ONUACHU	3	0	3	17 - A. CEDRIC	1	3	4
13 - S. CHUKWUEZE	2	1	3	8 - G. DUHAYINDAVYI	1	3	4
18 - A. IWOBI	1	1	2	7 - A. FISTON	0	2	2
9 - O. IGHALO	0	2	2	19 - N. FRÉDÉRIC	2	0	2
7 - A. MUSA	0	1	1	22 - C. NDUWARUGIRA	0	1	1

GOALS

Nigeria 		Burundi 	
		Goals*	
0	Head	0	
1	Right Foot	0	
0	Left Foot	0	
0	Other	0	



* own goals not included



Group B | Round 1

Nigeria - Burundi

Nigeria																	
N	Player	MP	D	P	PC	PA	S	SC	SI	G	SG	FC	FS	YC	RC		
16	D. AKPEYI	95'	4,599km	16	15	93%	5	3	2								
N	Player	MP	D	P	PC	PA	SH	ST	GC	G	AT	CR	FC	FS	O	YC	RC
2	T. AINA	95'	9,72km	47	37	78%					4	4	3	1			
5	W. EKONG	95'	10,103km	40	33	82%							1	3			
12	A. SHEHU	41'	4,196km	20	16	80%					1		2	1			
22	K. OMERUO	95'	10,527km	44	41	93%	1		1				1	1			
4	W. NDIDI	95'	10,938km	38	31	81%						1	1	3			
8	P. ETEBO	95'	10,59km	56	45	80%					2			2			
10	J. OBI MIKEL	59'	7,255km	29	19	65%	1		1		3		2	3	1		
13	S. CHUKWUEZE	95'	10,449km	35	21	60%	3				8		2	1			
14	E. ONUACHU	74'	8,488km	13	6	46%	3	2	1		4			3			
18	A. IWObI	95'	9,945km	36	25	69%	2				6	5	1	1			
20	C. AWAZIEM	53'	5,583km	20	16	80%	1				1		3	2			
7	A. MUSA	35'	3,278km	19	11	57%	1				5	3	1				
9	O. IGHALO	20'	1,995km	5	4	80%	2	1	1	1	2		2				


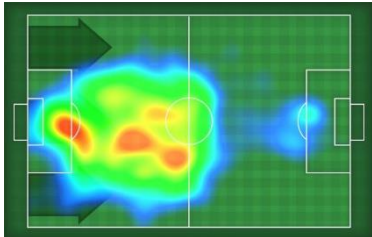
Burundi																	
N	Player	MP	D	P	PC	PA	S	SC	SI	G	SG	FC	FS	YC	RC		
1	J. NAHIMANA	95'	5,167km	4	3	75%	2	2			1						
N	Player	MP	D	P	PC	PA	SH	ST	GC	G	AT	CR	FC	FS	O	YC	RC
14	O. NGANDO	95'	5,412km	8	3	37%							1				
15	O. MOUSSA	95'	9,103km	21	14	66%							2	2			
19	N. FRÉDÉRIC	95'	9,978km	13	11	84%	2		2				2	2			
5	G. BIGIRIMANA	95'	11,304km	30	23	76%	1	1			1	1	1	1			
8	G. DUHAYINDAVYI	95'	10,536km	30	23	76%	4	1			3	2	1	1			
10	S. NAHIMANA	77'	9,513km	26	17	65%	1	1			1		3			1	
20	F. MUSTAFA	60'	7,062km	9	3	33%					4	2	4	1			
7	A. FISTON	95'	11,775km	17	10	58%	2	1			4	1	6	3			
17	A. CEDRIC	95'	11,1km	33	11	33%	4	1	1		8		1	5	1		
18	S. BERAHINO	93'	10,93km	19	13	68%					3			2			
22	C. NDUWARUGIRA	17'	1,766km	7	5	71%	1						1				
3	E. KAMSOBA	34'	3,962km	8	6	75%					1	1					
21	A. MOHAMED	1'	0,206km	1	0	0%											



Legend: MP - Minutes Played; D - Distance; P - Passes; PC - Passes Completed; PA - Passing Accuracy (%); S - Saves; SC - Saves Complete; SI - Saves Incomplete; SG - Suffered Goals; FC - Fouls Committed; FS - Fouls Suffered; YC - Yellow Cards; RC - Red Cards; SH - Shots; ST - Shots On Target; GC - Goal Chances; G - Goals; AT - Attacks; CR - Crosses; O - Offsides.



16 - D. AKPEYI (GR)				Nigeria	
Minutes Played:	95'	Total Passes		Saves	Total: 5
Time holding ball:	01:06	Passes	16	Complete danger	1
Distance holding ball:	221 m	Passes completed	15	Complete safe	2
Distance	4,599 km	Passing Accuracy (%)	93%	Incomplete danger	0
		Quick Touches (0-0,5 seg)	0	Incomplete safe	2
		Short Touches (0,5-1,5 seg)	12	Suffered goals	0
		Long Touches (+1,5 seg)	4		
Speed distribution		Speed		Discipline	
Walk (0-5,9 km/h)	89%	Speed (km/h)	2,9	Fouls committed	0
Running (6-20 km/h)	11%	Top speed (km/h)	24,62	Fouls suffered	0
Sprint (+20 km/h)	0%	Sprints	2	Yellow cards	0
				Double yellows	0
				Red cards	0


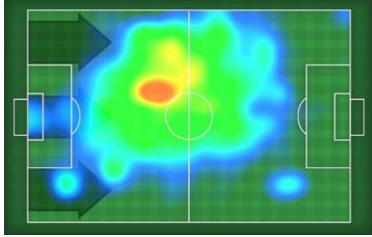
2 - T. AINA				Nigeria	
Minutes Played:	95'	Total Passes		Attacks	Total: 4
Time holding ball:	01:24	Passes	47	Crosses	4
Distance holding ball:	361 m	Passes completed	37	Crosses Completed	2
Distance	9,72 km	Passing Accuracy (%)	78%	Shots	0
		Quick Touches (0-0,5 seg)	6	Shots on target	0
		Short Touches (0,5-1,5 seg)	28	Assists	1
		Long Touches (+1,5 seg)	13	Goals	0
Speed distribution		Speed		Discipline	
Walk (0-5,9 km/h)	58%	Speed (km/h)	6,8	Offsides	0
Running (6-20 km/h)	40%	Top speed (km/h)	30,41	Fouls committed	3
Sprint (+20 km/h)	2%	Sprints	25	Fouls suffered	1
				Yellow cards	0
				Double yellows	0
				Red cards	0


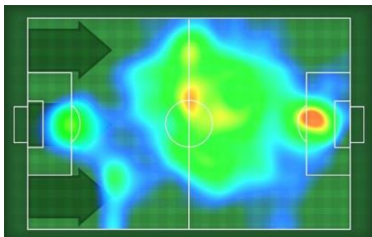
5 - W. EKONG				 Nigeria		
Minutes Played:	95'	Total Passes		Attacks	Total: 0	
Time holding ball:	01:42	Passes	40	Crosses	0	
Distance holding ball:	333 m	Passes completed	33	Crosses Completed	0	
Distance	10,103 km	Passing Accuracy (%)	82%	Shots	0	
		Quick Touches (0-0,5 seg)	5	Shots on target	0	
		Short Touches (0,5-1,5 seg)	30	Assists	0	
		Long Touches (+1,5 seg)	5	Goals	0	
					Discipline	
					Offsides	0
Speed distribution		Speed		Fouls committed	1	
Walk (0-5,9 km/h)	55%	Speed (km/h)	6,8	Fouls suffered	3	
Running (6-20 km/h)	43%	Top speed (km/h)	32,20	Yellow cards	0	
Sprint (+20 km/h)	2%	Sprints	23	Double yellows	0	
				Red cards	0	

12 - A. SHEHU				 Nigeria		
Minutes Played:	41'	Total Passes		Attacks	Total: 1	
Time holding ball:	00:42	Passes	20	Crosses	0	
Distance holding ball:	131 m	Passes completed	16	Crosses Completed	0	
Distance	4,196 km	Passing Accuracy (%)	80%	Shots	0	
		Quick Touches (0-0,5 seg)	5	Shots on target	0	
		Short Touches (0,5-1,5 seg)	12	Assists	0	
		Long Touches (+1,5 seg)	3	Goals	0	
					Discipline	
					Offsides	0
Speed distribution		Speed		Fouls committed	2	
Walk (0-5,9 km/h)	61%	Speed (km/h)	6,7	Fouls suffered	1	
Running (6-20 km/h)	37%	Top speed (km/h)	29,81	Yellow cards	0	
Sprint (+20 km/h)	2%	Sprints	13	Double yellows	0	
				Red cards	0	

22 - K. OMERUO				Nigeria	
Minutes Played:	95'	Total Passes		Attacks	Total: 0
Time holding ball:	01:36	Passes	44	Crosses	0
Distance holding ball:	421 m	Passes completed	41	Crosses Completed	0
Distance	10,527 km	Passing Accuracy (%)	93%	Shots	1
		Quick Touches (0-0,5 seg)	5	Shots on target	0
		Short Touches (0,5-1,5 seg)	24	Assists	0
		Long Touches (+1,5 seg)	15	Goals	0
				Discipline	
				Offsides	0
				Fouls committed	1
Speed distribution		Speed		Fouls suffered	1
Walk (0-5,9 km/h)	55%	Speed (km/h)	6,7	Yellow cards	0
Running (6-20 km/h)	43%	Top speed (km/h)	26,39	Double yellows	0
Sprint (+20 km/h)	2%	Sprints	27	Red cards	0

4 - W. NDIDI Man of the Match				Nigeria	
Minutes Played:	95'	Total Passes		Attacks	Total: 0
Time holding ball:	00:48	Passes	38	Crosses	1
Distance holding ball:	224 m	Passes completed	31	Crosses Completed	1
Distance	10,938 km	Passing Accuracy (%)	81%	Shots	0
		Quick Touches (0-0,5 seg)	4	Shots on target	0
		Short Touches (0,5-1,5 seg)	19	Assists	0
		Long Touches (+1,5 seg)	15	Goals	0
				Discipline	
				Offsides	0
				Fouls committed	1
				Fouls suffered	3
Speed distribution		Speed		Yellow cards	0
Walk (0-5,9 km/h)	55%	Speed (km/h)	7,1	Double yellows	0
Running (6-20 km/h)	44%	Top speed (km/h)	31,10	Red cards	0
Sprint (+20 km/h)	1%	Sprints	20		

8 - P. ETEBO				 Nigeria		
Minutes Played:	95'	Total Passes		Attacks	Total: 2	
Time holding ball:	01:12	Passes	56	Crosses	0	
Distance holding ball:	287 m	Passes completed	45	Crosses Completed	0	
Distance	10,59 km	Passing Accuracy (%)	80%	Shots	0	
		Quick Touches (0-0,5 seg)	12	Shots on target	0	
		Short Touches (0,5-1,5 seg)	31	Assists	0	
		Long Touches (+1,5 seg)	13	Goals	0	
					Discipline	
					Offsides	0
Speed distribution		Speed		Fouls committed	0	
Walk (0-5,9 km/h)	53%	Speed (km/h)	6,9	Fouls suffered	2	
Running (6-20 km/h)	45%	Top speed (km/h)	31,06	Yellow cards	0	
Sprint (+20 km/h)	2%	Sprints	20	Double yellows	0	
				Red cards	0	



10 - J. OBI MIKEL				 Nigeria		
Minutes Played:	59'	Total Passes		Attacks	Total: 3	
Time holding ball:	00:42	Passes	29	Crosses	0	
Distance holding ball:	148 m	Passes completed	19	Crosses Completed	0	
Distance	7,255 km	Passing Accuracy (%)	65%	Shots	1	
		Quick Touches (0-0,5 seg)	12	Shots on target	0	
		Short Touches (0,5-1,5 seg)	12	Assists	0	
		Long Touches (+1,5 seg)	5	Goals	0	
					Discipline	
					Offsides	1
Speed distribution		Speed		Fouls committed	2	
Walk (0-5,9 km/h)	50%	Speed (km/h)	7,4	Fouls suffered	3	
Running (6-20 km/h)	48%	Top speed (km/h)	30,74	Yellow cards	0	
Sprint (+20 km/h)	2%	Sprints	15	Double yellows	0	
				Red cards	0	



13 - S. CHUKWUEZE				Nigeria		
Minutes Played:	95'	Total Passes		Attacks	Total: 8	
Time holding ball:	01:18	Passes	35	Crosses	0	
Distance holding ball:	288 m	Passes completed	21	Crosses Completed	0	
Distance	10,449 km	Passing Accuracy (%)	60%	Shots	3	
		Quick Touches (0-0,5 seg)	13	Shots on target	0	
		Short Touches (0,5-1,5 seg)	20	Assists	0	
		Long Touches (+1,5 seg)	2	Goals	0	
					Discipline	
					Offsides	0
Speed distribution		Speed		Fouls committed	2	
Walk (0-5,9 km/h)	56%	Speed (km/h)	6,8	Fouls suffered	1	
Running (6-20 km/h)	41%	Top speed (km/h)	34,03	Yellow cards	0	
Sprint (+20 km/h)	3%	Sprints	31	Double yellows	0	
				Red cards	0	

14 - E. ONUACHU				Nigeria		
Minutes Played:	74'	Total Passes		Attacks	Total: 4	
Time holding ball:	00:18	Passes	13	Crosses	0	
Distance holding ball:	71 m	Passes completed	6	Crosses Completed	0	
Distance	8,488 km	Passing Accuracy (%)	46%	Shots	3	
		Quick Touches (0-0,5 seg)	3	Shots on target	2	
		Short Touches (0,5-1,5 seg)	9	Assists	0	
		Long Touches (+1,5 seg)	1	Goals	0	
					Discipline	
					Offsides	0
Speed distribution		Speed		Fouls committed	0	
Walk (0-5,9 km/h)	52%	Speed (km/h)	7,0	Fouls suffered	3	
Running (6-20 km/h)	46%	Top speed (km/h)	29,21	Yellow cards	0	
Sprint (+20 km/h)	2%	Sprints	19	Double yellows	0	
				Red cards	0	

18 - A. IWObI				Nigeria		
Minutes Played:	95'	Total Passes		Attacks	Total: 6	
Time holding ball:	01:18	Passes	36	Crosses	5	
Distance holding ball:	273 m	Passes completed	25	Crosses Completed	0	
Distance	9,945 km	Passing Accuracy (%)	69%	Shots	2	
		Quick Touches (0-0,5 seg)	9	Shots on target	0	
		Short Touches (0,5-1,5 seg)	19	Assists	0	
		Long Touches (+1,5 seg)	8	Goals	0	
					Discipline	
					Offsides	0
Speed distribution		Speed		Fouls committed	1	
Walk (0-5,9 km/h)	56%	Speed (km/h)	6,9	Fouls suffered	1	
Running (6-20 km/h)	41%	Top speed (km/h)	31,73	Yellow cards	0	
Sprint (+20 km/h)	3%	Sprints	32	Double yellows	0	
				Red cards	0	

20 - C. AWAZIEM				Nigeria		
Minutes Played:	53'	Total Passes		Attacks	Total: 1	
Time holding ball:	00:30	Passes	20	Crosses	0	
Distance holding ball:	137 m	Passes completed	16	Crosses Completed	0	
Distance	5,583 km	Passing Accuracy (%)	80%	Shots	1	
		Quick Touches (0-0,5 seg)	3	Shots on target	0	
		Short Touches (0,5-1,5 seg)	12	Assists	0	
		Long Touches (+1,5 seg)	5	Goals	0	
					Discipline	
					Offsides	0
Speed distribution		Speed		Fouls committed	3	
Walk (0-5,9 km/h)	57%	Speed (km/h)	6,6	Fouls suffered	2	
Running (6-20 km/h)	40%	Top speed (km/h)	30,31	Yellow cards	0	
Sprint (+20 km/h)	3%	Sprints	17	Double yellows	0	
				Red cards	0	

7 - A. MUSA				 Nigeria	
Minutes Played:	35'	Total Passes		Attacks	Total: 5
Time holding ball:	00:18	Passes	19	Crosses	3
Distance holding ball:	69 m	Passes completed	11	Crosses Completed	0
Distance	3,278 km	Passing Accuracy (%)	57%	Shots	1
		Quick Touches (0-0,5 seg)	2	Shots on target	0
		Short Touches (0,5-1,5 seg)	11	Assists	0
		Long Touches (+1,5 seg)	6	Goals	0
				Discipline	
Speed distribution		Speed		Offsides	0
Walk (0-5,9 km/h)	71%	Speed (km/h)	5,7	Fouls committed	1
Running (6-20 km/h)	27%	Top speed (km/h)	32,61	Fouls suffered	0
Sprint (+20 km/h)	2%	Sprints	8	Yellow cards	0
				Double yellows	0
				Red cards	0

9 - O. IGHALO				 Nigeria	
Minutes Played:	20'	Total Passes		Attacks	Total: 2
Time holding ball:	00:06	Passes	5	Crosses	0
Distance holding ball:	29 m	Passes completed	4	Crosses Completed	0
Distance	1,995 km	Passing Accuracy (%)	80%	Shots	2
		Quick Touches (0-0,5 seg)	1	Shots on target	1
		Short Touches (0,5-1,5 seg)	2	Assists	0
		Long Touches (+1,5 seg)	2	Goals	1
				Discipline	
Speed distribution		Speed		Offsides	0
Walk (0-5,9 km/h)	64%	Speed (km/h)	5,9	Fouls committed	2
Running (6-20 km/h)	34%	Top speed (km/h)	31,42	Fouls suffered	0
Sprint (+20 km/h)	2%	Sprints	4	Yellow cards	0
				Double yellows	0
				Red cards	0

1 - J. NAHIMANA (GR)				Burundi		
Minutes Played:	95'	Total Passes		Saves	Total: 2	
Time holding ball:	00:24	Passes	4	Complete danger	0	
Distance holding ball:	80 m	Passes completed	3	Complete safe	2	
Distance	5,167 km	Passing Accuracy (%)	75%	Incomplete danger	0	
		Quick Touches (0-0,5 seg)	1	Incomplete safe	0	
		Short Touches (0,5-1,5 seg)	0	Suffered goals	1	
		Long Touches (+1,5 seg)	3			
					Discipline	
					Fouls committed	0
Speed distribution		Speed		Fouls suffered	0	
Walk (0-5,9 km/h)	89%	Speed (km/h)	3,3	Yellow cards	0	
Running (6-20 km/h)	11%	Top speed (km/h)	19,58	Double yellows	0	
Sprint (+20 km/h)	0%	Sprints	0	Red cards	0	

14 - O. NGANDO				Burundi		
Minutes Played:	95'	Total Passes		Attacks	Total: 0	
Time holding ball:	00:12	Passes	8	Crosses	0	
Distance holding ball:	36 m	Passes completed	3	Crosses Completed	0	
Distance	5,412 km	Passing Accuracy (%)	37%	Shots	0	
		Quick Touches (0-0,5 seg)	1	Shots on target	0	
		Short Touches (0,5-1,5 seg)	4	Assists	0	
		Long Touches (+1,5 seg)	3	Goals	0	
					Discipline	
					Offsides	0
Speed distribution		Speed		Fouls committed	1	
Walk (0-5,9 km/h)	56%	Speed (km/h)	6,3	Fouls suffered	0	
Running (6-20 km/h)	43%	Top speed (km/h)	28,75	Yellow cards	0	
Sprint (+20 km/h)	1%	Sprints	7	Double yellows	0	
				Red cards	0	

15 - O. MOUSSA				Burundi		
Minutes Played:	95'	Total Passes		Attacks	Total: 0	
Time holding ball:	00:42	Passes	21	Crosses	0	
Distance holding ball:	156 m	Passes completed	14	Crosses Completed	0	
Distance	9,103 km	Passing Accuracy (%)	66%	Shots	0	
		Quick Touches (0-0,5 seg)	3	Shots on target	0	
		Short Touches (0,5-1,5 seg)	13	Assists	0	
		Long Touches (+1,5 seg)	5	Goals	0	
					Discipline	
					Offsides	0
Speed distribution		Speed		Fouls committed	2	
Walk (0-5,9 km/h)	61%	Speed (km/h)	6,2	Fouls suffered	2	
Running (6-20 km/h)	37%	Top speed (km/h)	31,79	Yellow cards	0	
Sprint (+20 km/h)	2%	Sprints	18	Double yellows	0	
				Red cards	0	

19 - N. FRÉDÉRIC				Burundi		
Minutes Played:	95'	Total Passes		Attacks	Total: 0	
Time holding ball:	00:30	Passes	13	Crosses	0	
Distance holding ball:	127 m	Passes completed	11	Crosses Completed	0	
Distance	9,978 km	Passing Accuracy (%)	84%	Shots	2	
		Quick Touches (0-0,5 seg)	2	Shots on target	0	
		Short Touches (0,5-1,5 seg)	8	Assists	0	
		Long Touches (+1,5 seg)	3	Goals	0	
					Discipline	
					Offsides	0
Speed distribution		Speed		Fouls committed	2	
Walk (0-5,9 km/h)	56%	Speed (km/h)	6,5	Fouls suffered	2	
Running (6-20 km/h)	42%	Top speed (km/h)	29,23	Yellow cards	0	
Sprint (+20 km/h)	2%	Sprints	18	Double yellows	0	
				Red cards	0	

5 - G. BIGIRIMANA				Burundi		
Minutes Played:	95'	Total Passes		Attacks	Total: 1	
Time holding ball:	01:00	Passes	30	Crosses	1	
Distance holding ball:	209 m	Passes completed	23	Crosses Completed	0	
Distance	11,304 km	Passing Accuracy (%)	76%	Shots	1	
		Quick Touches (0-0,5 seg)	5	Shots on target	1	
		Short Touches (0,5-1,5 seg)	18	Assists	0	
		Long Touches (+1,5 seg)	7	Goals	0	
					Discipline	
					Offsides	0
Speed distribution		Speed		Fouls committed	1	
Walk (0-5,9 km/h)	50%	Speed (km/h)	7,2	Fouls suffered	1	
Running (6-20 km/h)	48%	Top speed (km/h)	30,68	Yellow cards	0	
Sprint (+20 km/h)	2%	Sprints	16	Double yellows	0	
				Red cards	0	

8 - G. DUHAYINDAVYI				Burundi		
Minutes Played:	95'	Total Passes		Attacks	Total: 3	
Time holding ball:	01:24	Passes	30	Crosses	2	
Distance holding ball:	273 m	Passes completed	23	Crosses Completed	1	
Distance	10,536 km	Passing Accuracy (%)	76%	Shots	4	
		Quick Touches (0-0,5 seg)	3	Shots on target	1	
		Short Touches (0,5-1,5 seg)	21	Assists	0	
		Long Touches (+1,5 seg)	6	Goals	0	
					Discipline	
					Offsides	0
Speed distribution		Speed		Fouls committed	1	
Walk (0-5,9 km/h)	55%	Speed (km/h)	6,9	Fouls suffered	1	
Running (6-20 km/h)	43%	Top speed (km/h)	30,68	Yellow cards	0	
Sprint (+20 km/h)	2%	Sprints	23	Double yellows	0	
				Red cards	0	

10 - S. NAHIMANA				Burundi		
Minutes Played:	77'	Total Passes		Attacks	Total: 1	
Time holding ball:	00:30	Passes	26	Crosses	0	
Distance holding ball:	132 m	Passes completed	17	Crosses Completed	0	
Distance	9,513 km	Passing Accuracy (%)	65%	Shots	1	
		Quick Touches (0-0,5 seg)	6	Shots on target	1	
		Short Touches (0,5-1,5 seg)	13	Assists	0	
		Long Touches (+1,5 seg)	7	Goals	0	
					Discipline	
					Offsides	0
Speed distribution		Speed		Fouls committed	3	
Walk (0-5,9 km/h)	50%	Speed (km/h)	7,5	Fouls suffered	0	
Running (6-20 km/h)	49%	Top speed (km/h)	26,29	Yellow cards	1	
Sprint (+20 km/h)	1%	Sprints	13	Double yellows	0	
				Red cards	0	

20 - F. MUSTAFA				Burundi		
Minutes Played:	60'	Total Passes		Attacks	Total: 4	
Time holding ball:	00:24	Passes	9	Crosses	2	
Distance holding ball:	96 m	Passes completed	3	Crosses Completed	0	
Distance	7,062 km	Passing Accuracy (%)	33%	Shots	0	
		Quick Touches (0-0,5 seg)	4	Shots on target	0	
		Short Touches (0,5-1,5 seg)	3	Assists	0	
		Long Touches (+1,5 seg)	2	Goals	0	
					Discipline	
					Offsides	0
Speed distribution		Speed		Fouls committed	4	
Walk (0-5,9 km/h)	51%	Speed (km/h)	7,2	Fouls suffered	1	
Running (6-20 km/h)	46%	Top speed (km/h)	28,13	Yellow cards	0	
Sprint (+20 km/h)	3%	Sprints	22	Double yellows	0	
				Red cards	0	

7 - A. FISTON				Burundi		
Minutes Played:	95'	Total Passes		Attacks	Total: 4	
Time holding ball:	00:42	Passes	17	Crosses	1	
Distance holding ball:	174 m	Passes completed	10	Crosses Completed	0	
Distance	11,775 km	Passing Accuracy (%)	58%	Shots	2	
		Quick Touches (0-0,5 seg)	5	Shots on target	1	
		Short Touches (0,5-1,5 seg)	8	Assists	0	
		Long Touches (+1,5 seg)	4	Goals	0	
					Discipline	
					Offsides	0
Speed distribution		Speed		Fouls committed	6	
Walk (0-5,9 km/h)	51%	Speed (km/h)	7,5	Fouls suffered	3	
Running (6-20 km/h)	46%	Top speed (km/h)	30,54	Yellow cards	0	
Sprint (+20 km/h)	3%	Sprints	38	Double yellows	0	
				Red cards	0	

17 - A. CEDRIC				Burundi		
Minutes Played:	95'	Total Passes		Attacks	Total: 8	
Time holding ball:	00:54	Passes	33	Crosses	0	
Distance holding ball:	180 m	Passes completed	11	Crosses Completed	0	
Distance	11,1 km	Passing Accuracy (%)	33%	Shots	4	
		Quick Touches (0-0,5 seg)	12	Shots on target	1	
		Short Touches (0,5-1,5 seg)	13	Assists	0	
		Long Touches (+1,5 seg)	8	Goals	0	
					Discipline	
					Offsides	1
Speed distribution		Speed		Fouls committed	1	
Walk (0-5,9 km/h)	58%	Speed (km/h)	7,1	Fouls suffered	5	
Running (6-20 km/h)	38%	Top speed (km/h)	30,37	Yellow cards	0	
Sprint (+20 km/h)	4%	Sprints	52	Double yellows	0	
				Red cards	0	

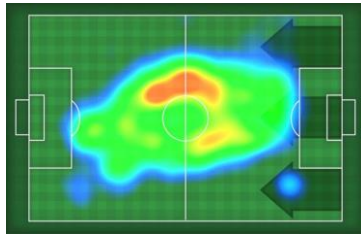
18 - S. BERAHINO				Burundi		
Minutes Played:	93'	Total Passes		Attacks	Total: 3	
Time holding ball:	00:48	Passes	19	Crosses	0	
Distance holding ball:	129 m	Passes completed	13	Crosses Completed	0	
Distance	10,93 km	Passing Accuracy (%)	68%	Shots	0	
		Quick Touches (0-0,5 seg)	5	Shots on target	0	
		Short Touches (0,5-1,5 seg)	11	Assists	0	
		Long Touches (+1,5 seg)	3	Goals	0	
					Discipline	
					Offsides	0
Speed distribution		Speed		Fouls committed	0	
Walk (0-5,9 km/h)	51%	Speed (km/h)	7,2	Fouls suffered	2	
Running (6-20 km/h)	47%	Top speed (km/h)	27,82	Yellow cards	0	
Sprint (+20 km/h)	2%	Sprints	24	Double yellows	0	
				Red cards	0	

22 - C. NDUWARUGIRA				Burundi		
Minutes Played:	17'	Total Passes		Attacks	Total: 0	
Time holding ball:	00:12	Passes	7	Crosses	0	
Distance holding ball:	48 m	Passes completed	5	Crosses Completed	0	
Distance	1,766 km	Passing Accuracy (%)	71%	Shots	1	
		Quick Touches (0-0,5 seg)	2	Shots on target	0	
		Short Touches (0,5-1,5 seg)	2	Assists	0	
		Long Touches (+1,5 seg)	3	Goals	0	
					Discipline	
					Offsides	0
Speed distribution		Speed		Fouls committed	1	
Walk (0-5,9 km/h)	61%	Speed (km/h)	6,4	Fouls suffered	0	
Running (6-20 km/h)	37%	Top speed (km/h)	31,63	Yellow cards	0	
Sprint (+20 km/h)	2%	Sprints	6	Double yellows	0	
				Red cards	0	

3 - E. KAMSOBA				Burundi		
Minutes Played:	34'	Total Passes		Attacks	Total: 1	
Time holding ball:	00:24	Passes	8	Crosses	1	
Distance holding ball:	82 m	Passes completed	6	Crosses Completed	0	
Distance	3,962 km	Passing Accuracy (%)	75%	Shots	0	
		Quick Touches (0-0,5 seg)	1	Shots on target	0	
		Short Touches (0,5-1,5 seg)	6	Assists	0	
		Long Touches (+1,5 seg)	1	Goals	0	
					Discipline	
					Offsides	0
Speed distribution		Speed		Fouls committed	0	
Walk (0-5,9 km/h)	58%	Speed (km/h)	6,9	Fouls suffered	0	
Running (6-20 km/h)	39%	Top speed (km/h)	32,14	Yellow cards	0	
Sprint (+20 km/h)	3%	Sprints	14	Double yellows	0	
				Red cards	0	

21 - A. MOHAMED				Burundi		
Minutes Played:	1'	Total Passes		Attacks	Total: 0	
Time holding ball:	00:00	Passes	1	Crosses	0	
Distance holding ball:	2 m	Passes completed	0	Crosses Completed	0	
Distance	0,206 km	Passing Accuracy (%)	0%	Shots	0	
		Quick Touches (0-0,5 seg)	1	Shots on target	0	
		Short Touches (0,5-1,5 seg)	0	Assists	0	
		Long Touches (+1,5 seg)	0	Goals	0	
					Discipline	
					Offsides	0
Speed distribution		Speed		Fouls committed	0	
Walk (0-5,9 km/h)	55%	Speed (km/h)	6,4	Fouls suffered	0	
Running (6-20 km/h)	42%	Top speed (km/h)	19,13	Yellow cards	0	
Sprint (+20 km/h)	3%	Sprints	0	Double yellows	0	
				Red cards	0	

BERNARD CAMILLE (REFEREE)



Distance 10,594 km

Speed distribution		Discipline	
Walk (0-5,9 km/h)	54%	Offsides	2
Running (6-20 km/h)	45%	Fouls	41
Sprint (+20 km/h)	1%	Free Kicks	9
Speed		Yellow cards	1
Speed (km/h)	6,7	Double yellows	0
Top speed (km/h)	26,53	Red cards	0
Sprints	10		